



# Ford XR seat to 80 series compatibility guide


**Author: Rhys Cartlidge - Huracan Fabrication**






Check the toyota 80 series seat rail that has the seatbelt clicker. This is the only rail which may give clearance issues.

If you have this welded nut as indicated in the figure then you will be able to use this adapter kit to bolt in your new XR seats with no modifications.





If your rail does **not** have a welded nut in this position then it will have a longer piece of metal at the back which requires some grinding.



The metal that needs to be removed is non-structural and will not weaken your seat. It also will not prevent you from going back to 80 series seats if you choose to do so.

Unfortunately, the adapter cannot be modified to get around this issue due to the length of the 80 series rail and distance between XR stud mounts.